

# 50 Ways To Improve Your Navigation 50 Ways To Improve Your: The Ultimate Guide!


Navigating a website is like finding your way through a maze. A well-designed navigation system can make it a breeze for users to explore your website, find what they need, and keep them coming back for more. In this ultimate guide, we will unveil 50 effective ways to improve your website navigation. So let's dive right in!

## 1. Clear and Concise Labels

One of the key factors in a good navigation system is having clear and concise labels. Make sure your menu items are simple and easily understandable to help users quickly find what they're looking for.

## 2. Keep It Simple

Avoid cluttering your navigation with too many options. Keep it simple and streamlined to avoid overwhelming your users. Stick to the essential pages that your visitors are most likely to navigate to.



## 50 Ways to Improve Your Navigation (50 Ways to Improve Your...) by Anna Carey (Kindle Edition)

★★★★★ 5 out of 5

Language : English  
File size : 3154 KB  
Text-to-Speech : Enabled  
Screen Reader : Supported  
Enhanced typesetting : Enabled  
Print length : 97 pages



### **3. Responsive Design**

With mobile usage skyrocketing, ensuring your website's navigation is responsive and mobile-friendly is crucial. Optimize your navigation for different screen sizes and provide a seamless experience across all devices.

### **4. Consistency**

Maintain consistency in your navigation design throughout your website. This will make it easier for users to comprehend and navigate your website, as they will become familiar with the layout and structure.

### **5. Use Dropdown Menus**

Implement dropdown menus to organize your navigation hierarchy. This allows you to include more options without cluttering the main menu and provides a clear and organized structure for your users.

### **6. Bread Crumbs**

Add breadcrumb navigation to indicate the user's location within your website. This helps users understand their current position and provides an easy way to navigate back to previous pages.

### **7. Search Bar**

Include a prominent search bar to help users quickly find specific content they're looking for. This is especially helpful for websites with large amounts of content or e-commerce platforms.

### **8. Use Visual Cues**

Visual cues, such as arrows or icons, can guide users through your website and draw attention to important navigation elements. Use them strategically to enhance user experience and facilitate easy navigation.

## **9. Sticky Navigation**

Implement a sticky navigation bar that remains fixed at the top of the screen as users scroll down. This ensures that the navigation is always accessible and allows users to move through your website without any hassle.

## **10. Utilize Whitespace**

Whitespace is not just an aesthetic feature; it also helps improve navigation by providing breathing room between menu items. Use whitespace strategically to enhance readability and make your navigation more user-friendly.

## **11. Highlight Current Page**

When a user is on a specific page, highlight the corresponding menu item to provide visual feedback. This helps users orient themselves within your website and understand their current location.

## **12. Utilize Footer Navigation**

Include a secondary navigation menu in the footer of your website. This gives users an easy way to navigate between pages, especially when they reach the end of a long page or blog post.

## **13. Use Hamburger Menu**

Consider using a hamburger menu for mobile navigation. This popular icon is usually placed in the top corner of the screen and expands into a menu when clicked, saving precious screen space.

## **14. Provide Contact Information**

Include your contact information, such as email or phone number, in the header or footer of your website. This helps users easily reach out to you if they have any questions or need assistance.

## **15. Make Links Obvious**

Ensure that your links are distinguishable from regular text by using a different color, underlining them, or making them bold. This will make it easier for users to identify clickable elements and navigate your website effortlessly.

## **16. Use Descriptive ALT Text**

When adding images to your navigation, use descriptive alt text that provides context. This not only improves website accessibility for visually impaired users but also helps with search engine optimization.

## **17. Create Sitemaps**

Generate HTML sitemaps to provide users with a hierarchical overview of your website's structure. This can be especially useful for larger websites with complex navigation systems.

## **18. Test Usability**

Regularly test the usability of your website navigation by conducting user testing or surveys. Collect feedback to identify pain points and areas for improvement, allowing you to enhance the overall user experience.

## **19. Utilize F-Shaped Pattern**

Consider the F-shaped pattern when designing your navigation. Studies have shown that users tend to scan web pages in an F-shaped pattern, so position

your important navigation elements accordingly.

## **20. Use Analytics Tools**

Leverage analytics tools such as Google Analytics to gather insights on user behavior, including the most frequently visited pages and the paths users take to navigate through your website. This data can help you optimize your navigation strategy.

## **21. Minimize Clicks**

Reduce the number of clicks required to reach important pages. Eliminate unnecessary intermediate steps and provide direct access to frequently accessed content.

## **22. Implement Pagination**

For websites with long pages or blog posts, consider implementing pagination. This divides content into multiple pages, making it easier for users to navigate and consume.

## **23. Provide Feedback**

Offer visual feedback when users interact with your navigation elements. For example, change the color or appearance of a button when it's clicked to provide confirmation and improve user experience.

## **24. Incorporate Related Content**

Include related content suggestions at the end of blog posts or product pages. This encourages users to explore more within your website and improves their overall navigation experience.

## **25. Use A/B Testing**

Perform A/B testing to compare different navigation designs and layouts. This allows you to assess which variations perform better and optimize your navigation accordingly.

## **26. Optimize Page Load Speed**

A slow-loading website can discourage users from exploring your content. Optimize your page load speed to ensure smooth navigation and a positive user experience.

## **27. Implement Mega Menus**

Mega menus are large drop-down menus that display multiple columns of options. This allows you to showcase a wide range of content and simplify navigation for users.

## **28. Provide Clear Error Messages**

When users encounter errors, such as broken links or missing pages, provide clear error messages. This helps users understand the issue and navigate away from the error smoothly.

## **29. Integrate Social Media Links**

Include links to your social media profiles in your navigation. This encourages users to connect with you on various platforms and increases your online presence.

## **30. Use Descriptive URLs**

Ensure your URLs are descriptive and include relevant keywords. This not only helps with search engine optimization but also enables users to understand the content they will find on the page before clicking.

### **31. Optimize Anchor Links**

If you have long web pages, utilize anchor links to allow users to jump to specific sections quickly. This improves the user experience when navigating through lengthy content.

### **32. Create Site Search Filters**

If your website offers advanced search capabilities, implement filters to refine search results. This empowers users to navigate through your content based on specific criteria.

### **33. Use Sticky Sidebars**

Consider using sticky sidebars to provide additional navigation options or important links that remain visible as users scroll. This ensures that users access key content regardless of their position on the page.

### **34. Include Related Products/Posts**

When users are viewing a product or blog post, showcase related items or articles to encourage further exploration. This helps users discover relevant content and enhances their overall navigation experience.

### **35. Utilize Mega Footers**

Include a mega footer that contains links to important pages, social media profiles, and other relevant resources. This gives users another navigation option and organizes useful information in one place.

### **36. Provide Clear Call-to-Action Buttons**

Guide users through your website by incorporating clear call-to-action buttons. These buttons can optimize navigation by directing users to desired pages or

encouraging specific actions.

### **37. Include Testimonials or Reviews**

Displaying testimonials or positive reviews in your navigation can build trust and credibility. Users may navigate to these sections to gather more information about your products or services.

### **38. Use In-Page Navigation**

For long articles or guides, include in-page navigation that allows users to jump to specific sections. This saves users time by providing easy access to relevant content.

### **39. Implement Auto-Suggestions**

When users search for something on your website, provide auto-suggestions based on popular search terms or previous searches. This assists users by suggesting relevant content and streamlining their navigation process.

### **40. Use Clickable Logo**

Link your website's logo to the homepage to enable users to quickly return to the main page regardless of their location on your website. This is a common practice that enhances navigation convenience.

### **41. Add Progress Indicators**

If your website includes multi-step processes, such as a checkout or registration, display progress indicators to show users how far they've come and what steps are remaining.

### **42. Utilize Infographics**



Create informative infographics that summarize complex information and provide visual guidance. These visual aids can enhance navigation and understanding, particularly for data-heavy websites.

### **43. Enable Jump-To-Top Button**

Incorporate a "Jump-to-Top" button that appears as users scroll down long pages. This button allows users to return to the top of the page with a single click, improving navigation convenience.

### **44. Use Accordion Menus**

Accordion menus are collapsible menus that conserve space while providing access to additional options. Use them to present hierarchical information or nested categories.

### **45. Prioritize Important Pages**

Identify important pages or sections of your website and position them prominently within your navigation. This increases their visibility and encourages users to explore valuable content.

### **46. Enable Keyboard Navigation**

Consider users who prefer navigating websites using keyboard shortcuts. Ensure that your navigation is accessible and functional for these users by enabling keyboard navigation options.

### **47. Offer User-Friendly 404 Page**

When users come across a broken or non-existent page, ensure your 404 page is helpful and guides them back to relevant content. This will mitigate frustration and improve overall navigation experience.

## 48. Conduct User Surveys

Engage with your website visitors by conducting user surveys to gather feedback on their navigation experience. This firsthand information allows you to make informed improvements to your navigation system.


## 49. Remove Dead-End Pages

Identify and remove dead-end pages that lead users to a dead-end with no further navigation options. Ensure each page provides users with clear next steps or links to similar content.

## 50. Regularly Update Your Navigation

Stay up to date with the latest design trends and adjust your navigation accordingly. Regularly evaluate your website's performance and update your navigation system to enhance user experience.

A well-designed navigation system is crucial for the success of your website. By implementing these 50 ways to improve your navigation, you can create a user-friendly and efficient browsing experience that keeps users engaged, increases conversions, and drives overall website success. So start optimizing your navigation today and enjoy the benefits it brings!



### **50 Ways to Improve Your Navigation (50 Ways to Improve Your...)** by Anna Carey (Kindle Edition)

★★★★★ 5 out of 5

Language : English

File size : 3154 KB

Text-to-Speech : Enabled

Screen Reader : Supported

Enhanced typesetting : Enabled

Print length : 97 pages



This is a book about practical navigation - packed with practical ways to make navigation safer, easier and better. It is a book for anyone - whether driving a power boat or sailing a yacht. And the techniques cover both electronic as well as visual navigation.


This book starts where others finish. Once you have the important basics of navigation, you'll want to see how to translate these into practical navigation techniques to use when planning before going to sea and once you're out there.

50 Ways to Improve Your Navigation distils Dag Pike's experience gained from over 50 years of navigating a whole range of craft from high speed power boats and lifeboats to ships and sailing boats. Written by one of the most experienced navigators in the world, it is your passport to practical navigation techniques that will get you safely to your destination whether in fine weather or foul.



## **The Selection: A Journey through The Elite, The One, The Prince, and The Guard**

The Fascinating World of The Selection Series If you are a fan of captivating and intense young adult dystopian novels, then you've most likely encountered...




## 50 Ways To Improve Your Navigation 50 Ways To Improve Your: The Ultimate Guide!

Navigating a website is like finding your way through a maze. A well-designed navigation system can make it a breeze for users to explore your website, find what they need,...



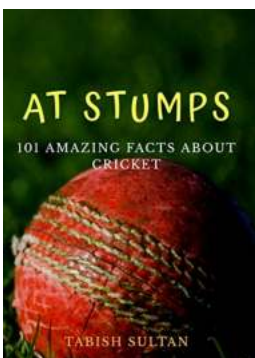
## Discover the Surprising Secret To Running Consistently and Achieve Your Fitness Goals

Are you tired of starting a running routine only to give up a few weeks later? Do you struggle to stay consistent with your running, despite your best intentions? If so,...




## Unveiling the Legend of Once Eve Anna Carey: Her Impact on History Will Leave You Speechless!

Throughout history, there have been many individuals who have left an indelible mark on the world. However, few have influenced the trajectory of events as significantly as...




## Discover the Most Extraordinary Cricket Facts that Will Leave You Speechless

Cricketers and cricket fans, get ready to be amazed! In this article, we will uncover the most astonishing and mind-boggling facts about the game of cricket. From...




## **Rise Eve Anna Carey - A Legendary Journey You Won't Believe!**

Have you ever heard of the incredible rise of Eve Anna Carey? Her journey is one that is destined to inspire and captivate you. Join us as we delve into the life of this...



## **Unleashing the Wonders of Condensed Matter Physics: A Deep Dive into Dover On Physics**

Have you ever wondered about the intricate workings of the physical world that surrounds us? From the tiniest subatomic particles to the vastness of the universe, physics...



## **Discover the Inspirational Journey of Wildflower Alecia Whitaker: From Small-Town Girl to Country Music Stardom**

The Rise of a Talent Within the world of country music, there are many stories of artists who have captured hearts with their raw talent and authentic...