

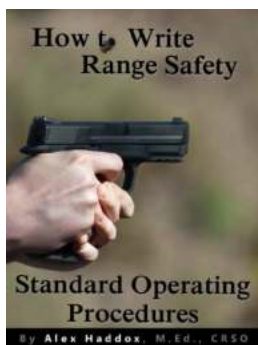
Behind the Scenes: Unleashing the Secrets of Writing Effective Range Safety Standard Operating Procedures

Welcome to the enthralling world of range safety! Whether you are an avid shooter, a military personnel, or simply someone fascinated by firearms, understanding range safety standard operating procedures (SOPs) is paramount.

Range safety SOPs provide a systematic framework to prevent mishaps, regulate behavior, and ensure a safe shooting environment. In this article, we will unravel the secrets of crafting impeccable range safety SOPs that not only guarantee your safety but also enhance your shooting experience.

The Significance of Range Safety SOPs

Before we delve into the nitty-gritty details of writing range safety SOPs, let's understand why they are crucial.



How to Write Range Safety Standard Operating Procedures by Aaron Beacom (Kindle Edition)

★★★★☆ 4 out of 5

| | |
|----------------------|-------------|
| Language | : English |
| File size | : 5347 KB |
| Text-to-Speech | : Enabled |
| Screen Reader | : Supported |
| Enhanced typesetting | : Enabled |
| Word Wise | : Enabled |
| Print length | : 71 pages |
| Lending | : Enabled |



1. **Safety First:** Range safety SOPs are designed to prioritize safety above everything else. They establish a set of rules and guidelines to prevent accidents, mitigate risks, and protect both shooters and bystanders.
2. **Consistency and Coherence:** SOPs ensure that each individual involved in shooting activities follows a standardized protocol. This consistency leads to better coordination, communication, and synchronization among participants.
3. **Legal Compliance:** Adhering to range safety SOPs is not only morally responsible but also legally required. Compliance with SOPs saves you from legal troubles and liability claims.
4. **Strengthened Learning Curve:** SOPs introduce starters to the world of shooting by providing a structured approach. Implementing SOPs sharpens focus, technique, and discipline, leading to a significant improvement in shooting skills.

Before You Start

Prior to crafting your range safety SOPs, ensure you have conducted thorough research and analysis. Here are some essential steps to take:

1. Observe and Understand

Gain an in-depth understanding of shooting ranges, observe ongoing practices, evaluate potential risks, and note areas that require improvement. This firsthand reconnaissance will help you develop a comprehensive SOP.

2. Dialogue with Experts

Consult individuals with experience in range safety, such as professional shooters, range masters, or instructors. Their insights and recommendations will ensure that your SOPs encompass invaluable expertise.

3. Local Regulations and Laws

Research and familiarize yourself with local shooting range regulations, laws, and ordinances. This knowledge will help you align your SOPs with legal requirements and avoid any discrepancies.

Writing the Range Safety Standard Operating Procedures

Now that you are equipped with essential preliminary knowledge, let's delve into the process of framing effective range safety SOPs. Follow these critical steps:

1. Clear Objective

Begin your SOP by defining its purpose, scope, and target audience. Clearly state the intended outcomes of adhering to the SOP and the benefits it brings to the shooting community. This clarity ensures that all involved parties are aligned.

2. Comprehensive and Specific

To avoid any ambiguity or misinterpretation, strive for a comprehensive SOP that covers every aspect of range safety. Address potential hazards, preventive measures, safety equipment requirements, and emergency procedures with utmost specificity.

3. Sequential Structure

Arrange your SOP in a logical sequence, ensuring easy comprehension and smooth implementation. You can categorize it into sections like pre-shooting protocols, during shooting guidelines, and post-shooting responsibilities.

4. Simple Language

Avoid complicated jargon or technical language. Use simple and concise terms that are easily understandable by all participants. This allows for better comprehension and clarity in executing the SOP.

5. Visual Aids

Incorporate visual aids, such as diagrams or flowcharts, to enhance the comprehensibility of your SOP. These visuals assist in the quick interpretation of complex protocols and boost effectiveness.

6. Regular Review and Updates

Range safety SOPs should not be set in stone. Conduct periodic reviews to ensure their relevance and adapt them as necessary. Engage all stakeholders in this review process to gather valuable feedback and suggestions.

Implementation and Training

Now that your range safety SOPs are ready, it's time to ensure effective implementation:

1. Training Sessions

Organize training sessions for all shooters, staff, and volunteers involved in shooting activities. Educate them thoroughly about the SOPs, address any queries, and familiarize them with different scenarios that may arise.

2. Pre-Shooting Briefings

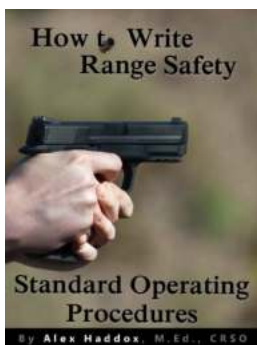
Before each shooting session, conduct briefings to remind everyone about the SOPs, refresh their memory, and highlight any recent updates. Reinforcing the importance of SOPs regularly increases adherence and safety.

3. Post-Shooting Debriefings

Post-shooting debriefings serve as review sessions to assess adherence to SOPs, identify areas for improvement, and gather feedback from participants. This continuous improvement cycle strengthens the SOPs over time.

Writing impeccable range safety SOPs requires a blend of technical knowledge, critical analysis, clarity, and continuous improvement. By following the steps outlined in this article, you can create SOPs that foster a safe shooting environment and enhance the overall shooting experience.

Remember, range safety is everyone's responsibility, and well-crafted SOPs are the foundation of a secure shooting community. Happy shooting, and stay safe!



How to Write Range Safety Standard Operating Procedures by Aaron Beacom (Kindle Edition)

★★★★☆ 4 out of 5


Language : English
File size : 5347 KB
Text-to-Speech : Enabled
Screen Reader : Supported
Enhanced typesetting : Enabled
Word Wise : Enabled
Print length : 71 pages
Lending : Enabled



This manual walks the reader through creating a Range Safety Standard Operating Procedure. Each section is explained in detail using simple language, sample text and sample images. Using this guide, the reader will be able to create a functional, working document even if the reader has never written a SOP

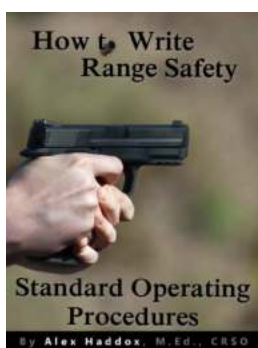
before. All major sections of the document are covered satisfying the needs of nearly every range.

Alex Haddox takes his 20 years of experience as a technical writer, with a decade in the highly regulated biotech industry, and applies those skills to the firearms industry. Certified by the National Rifle Association (NRA) as a firearms instructor and Chief Range Safety Officer (CRSO), Mr. Haddox shares his unique combination of experiences to provide an easy, useful and necessary tool for CRSOs and shooting ranges across the nation.




Reaction Detection In Liquid Chromatography Chromatographic Science 34: A Breakthrough Method Revealed!

An to Liquid Chromatography and Chromatographic Science 34 Are you curious to learn about the fascinating world of liquid chromatography and the revolutionary detection...



Behind the Scenes: Unleashing the Secrets of Writing Effective Range Safety Standard Operating Procedures

Welcome to the enthralling world of range safety! Whether you are an avid shooter, a military personnel, or simply someone fascinated by firearms, understanding range safety...




Eat Your Way To Rapid Weight Loss And Longer Life By Triggering The Metabolic

About the Metabolic Process The metabolic process is a vital aspect of our body's functioning. It refers to the chemical reactions that occur within our...




The Ultimate List of 50 Most Popular Combat Sports That Will Blow Your Mind!

Combat sports have gained immense popularity over the years, captivating both athletes and spectators with their intense action, skill, and excitement. From the...




Discover the Secrets to Becoming Your Own Boat Surveyor and Protect Your Investment

Are you a boat owner or planning to buy one? If so, you understand the importance of ensuring your vessel remains in optimal condition and navigates the...



The Untold Stories of the Historical Register of Officers of the Continental Army during the War of Independence

Throughout history, there have been numerous wars that shaped nations and forged the destiny of countless lives. One such crucial chapter in American history is the War of...



From Empire to Remembered Past: Memory and Modernity Since the Fall of the Ottoman Empire

The Rise and Fall of the Ottoman Empire For centuries, the Ottoman Empire stretched across continents, connecting cultures, and leaving a profound impact on the world. The...



How John Watson Revolutionized Psychology with Behaviorism

The legacy of John Watson in the field of psychology remains unparalleled. Watson, an American psychologist, revolutionized the way we understand human behavior through his...

[how to write range](#)

[how to write range of a function](#)

[how to write range in interval notation](#)

[how to write range in excel](#)

[how to write range in python](#)

[how to write range of a graph](#)

[how to write range in math](#)

[how to write range and domain](#)

[how to write range in java](#)

[how to write range in set notation](#)