

Build Your Own Tranquil Oasis with This Comprehensive DIY Garden Pond Building Guide

Are you dreaming of creating a peaceful retreat in your backyard? A garden pond can be the perfect addition to transform your outdoor space into a serene oasis. Not only will a pond add beauty and charm to your garden, but it will also provide a habitat for various aquatic plants and wildlife. Whether you're a seasoned DIY enthusiast or a beginner, this comprehensive guide will walk you through the step-by-step process of building your very own garden pond from scratch. So, grab your tools and let's get started on this exciting adventure!


What You'll Need:

Before diving into the construction process, it's important to gather all the necessary materials and tools. Here's a list of what you'll need to get started on your DIY garden pond:

- Shovel or Excavator
- Pond liner or PVC liner
- Underlayment
- Rocks and edging materials
- Water pump
- Pond filter
- Water plants
- Fish (optional)

Step 1: Planning and Design

The first step is to plan and design your garden pond. Consider the size and shape of the pond that will fit well within your garden landscape. Remember to choose a location that receives a good amount of sunlight, as most aquatic plants require adequate sunlight to thrive. Sketch out your design, taking into account any specific features or elements you'd like to include, such as a waterfall or fountain.



DIY Garden Pond Building Guide: Water Garden Supplies, Plants and Fish by Allie Phillips (Kindle Edition)

★★★★★ 5 out of 5

Language	: English
File size	: 25498 KB
Text-to-Speech	: Enabled
Screen Reader	: Supported
Enhanced typesetting	: Enabled
Print length	: 43 pages
Lending	: Enabled
Hardcover	: 520 pages
Item Weight	: 2.44 pounds
Dimensions	: 6.69 x 1.25 x 9.61 inches



Step 2: Excavation

Once you have your design finalized, it's time to excavate the area where your pond will be located. Use a shovel or an excavator to dig out the shape of your pond. Make sure to create varying depths, as different aquatic plants and fish have different depth requirements. As you dig, keep checking the levels and slopes to ensure the pond is even and properly balanced.

Step 3: Installing the Liner

Next, it's time to install the pond liner or PVC liner. Lay the underlayment first to protect the liner from any sharp rocks or roots that might puncture it. Then carefully place the liner into the excavated area, smoothing out any wrinkles or folds. Trim off any excess liner, leaving a few inches of overhang to secure the edges later.

Step 4: Adding Rocks and Edging

To give your garden pond a natural and aesthetic look, start adding rocks and edging materials around the perimeter. This will help secure the liner in place and also create a visually appealing border for your pond. Use a variety of rock sizes and shapes, arranging them in a pleasing manner. Be creative and experiment with different arrangements until you find the perfect look.

Step 5: Installing the Water Pump and Filter

The water pump and filter are essential components for maintaining the cleanliness and healthy ecosystem of your garden pond. Follow the manufacturer's instructions to properly install the water pump and connect it to the filter. Place the pump in the deepest part of the pond, ensuring that it is securely positioned. The filter should be strategically placed to ensure efficient circulation and filtration of the water.


Step 6: Adding Water Plants and Fish

Now comes the fun part - adding water plants and fish to your garden pond! Choose a variety of aquatic plants that are suitable for your climate and the depth of your pond. These plants will not only enhance the visual appeal of your pond but will also provide shade and shelter for fish and other aquatic organisms. If you decide to introduce fish into your pond, make sure to select species that are suitable for your climate and the size of your pond. Goldfish and koi are popular choices for outdoor ponds.

Step 7: Maintaining and Enjoying Your Pond

Congratulations! You have successfully built your very own garden pond. Now, it's important to maintain and care for your pond to ensure its longevity and beauty. Regularly remove any debris or fallen leaves from the surface of the water, as they can disrupt the balance of the ecosystem. Monitor the water quality and adjust the pump and filter settings as needed. Enjoy the tranquility and beauty of your garden pond, and don't forget to sit back and relax by its side, taking in the sights and sounds of nature.

Building a garden pond may seem like a daunting task, but with the right guidance and a little bit of patience, you can create a stunning oasis right in your backyard. Follow this comprehensive DIY garden pond building guide, and soon you'll be enjoying the peaceful ambiance and captivating beauty of your very own pond. Happy pond building!



DIY Garden Pond Building Guide: Water Garden Supplies, Plants and Fish by Allie Phillips (Kindle Edition)

★★★★★ 5 out of 5

Language	: English
File size	: 25498 KB
Text-to-Speech	: Enabled
Screen Reader	: Supported
Enhanced typesetting	: Enabled
Print length	: 43 pages
Lending	: Enabled
Hardcover	: 520 pages
Item Weight	: 2.44 pounds
Dimensions	: 6.69 x 1.25 x 9.61 inches




A garden pond is a water feature constructed in a garden or designed landscape, normally for aesthetic purposes, to provide wildlife habitat, or for swimming.

If you want to build your own garden ponds, pick this book as a guide. It contains almost everything you need to know about how to build a garden pond. Here is the preview:


- What Is Garden Pond?
- Water Garden Supplies
- How to Build a Garden Pond?
- 10 Popular Pond Plants
- Popular Fish for Garden Pond
- 8 Practical Tips in Building a DIY Pond in Your Garden

With simple explanation and coloured illustrations, this book will help you a lot on your building garden ponds journey. Grab it by clicking the BUY BUTTON and start doing something fun and beautiful.



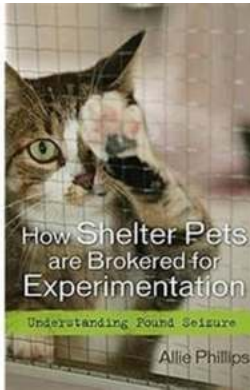
The Ultimate Guide to Protecting and Advocating for Pets: Everything You Need to Know!

Welcome to the ultimate guide that will equip you with all the essential information you need to protect and advocate for your beloved pets. As responsible pet owners, it is...



Build Your Own Tranquil Oasis with This Comprehensive DIY Garden Pond Building Guide

Are you dreaming of creating a peaceful retreat in your backyard? A garden pond can be the perfect addition to transform your outdoor space into a serene oasis. Not only will...




Discover the Shocking Truth: How Shelter Pets Are Brokered For Experimentation!

The Dark Reality Behind the Innocent Faces It is a heart-wrenching truth that many shelter pets, those adorable and innocent faces longing for a loving family, are...




Discover the Fascinating Insights of Pre and Early Modern Mathematical Practice with These Selected Essays!

In the world of mathematics, the journey of discovery and progress has been ongoing for centuries. Exploring the rich historical background and the evolution of...




Unraveling the Mysteries of Computational Number Theory: Discrete Mathematics and Its Applications

An In-Depth Exploration of the Fascinating Field of Computational Number Theory Computational Number Theory, a branch of discrete mathematics, is a field that deals with...




Unveiling the Mysteries of Multiscale Analysis of Deformation and Failure of Materials Microsystem

Materials science and engineering play a pivotal role in the development of advanced technologies that shape our modern world. Understanding how materials...



Unveiling the Breathtaking Evolution and Structure of the Internet - A Fascinating Journey from ARPANET to Global Connectivity

The Genesis of an Internet Revolution In today's interconnected world, the Internet has become an integral part of our daily lives. From the moment we...



8 Astonishing Things You Never Knew About the Young Man on Bicycle!

The image of a young man on a bicycle evokes a sense of freedom, adventure, and youthfulness. Whether it's a childhood memory or a common sight on the streets, there's...