

Cue Ball Control Ownership Portfolio Of 12 - Discover the Ultimate Guide to Mastering Cue Ball Control and Own Your Success at the Billiards Table!


Cue Ball Control: The Key to Billiards Mastery

Billiards, also known as pool, is a captivating game that requires skill, precision, and strategy. While many aspects contribute to becoming a successful player, one crucial factor stands out: cue ball control. Mastering cue ball control is essential for any player who aspires to dominate the game.

Understanding Cue Ball Control

Before we delve into the ownership portfolio of 12 cue ball control techniques, it's crucial to understand the concept itself. The cue ball is the white ball on the billiards table that the player strikes with the cue stick to hit other balls. Controlling the cue ball allows players to position it precisely for their next shot, making it easier to pocket the object ball or set up subsequent shots.

The ability to predict and manipulate the cue ball's path and speed separates beginners from advanced players. By precisely controlling the cue ball, you'll have more chances to strategize, avoid hazards, and execute complex shots.



Cue Ball Control Ownership Series, Portfolio #8 of 12 by Allan Sand (Kindle Edition)

★★★★★ 5 out of 5

Language : English

File size	: 3384 KB
Text-to-Speech	: Enabled
Screen Reader	: Supported
Enhanced typesetting	: Enabled
Word Wise	: Enabled
Print length	: 45 pages
Lending	: Enabled



Ownership Portfolio of 12 Cue Ball Control Techniques

1. Stun Shot: The stun shot involves striking the cue ball directly in the center to stop it immediately after hitting the object ball. This technique is useful when you want to maintain position for your next shot.
2. Draw Shot: A draw shot involves striking the cue ball below the center, causing it to spin backward after hitting the object ball. This technique allows you to pull the cue ball back to control its position for subsequent shots.
3. Follow Shot: The follow shot involves striking the cue ball above the center, causing it to move forward after hitting the object ball. This technique is useful for positioning the cue ball for future shots, especially when you need it to travel a longer distance.
4. Side Spin: Applying side spin on the cue ball allows you to control its path and angle of deflection after hitting the object ball. Mastering this technique will enhance your overall control over the cue ball's movement.
5. Carom Shot: A carom shot involves hitting the cue ball off an object ball to redirect its path towards another object ball or a specific position. This technique is essential for advanced positioning and complex shots.

6. Stacked Ball Shot: When multiple balls are closely packed together, utilizing the stacked ball shot technique can help you split them apart and create new opportunities for a successful shot sequence.

7. Bank Shot: The bank shot involves hitting the cue ball against the rails of the billiards table to pocket an object ball. Becoming proficient in bank shots expands your options and increases your chances of winning.

8. Massé Shot: A massé shot involves striking the cue ball at an extremely elevated angle, causing it to curve around obstacles. Mastering this advanced technique enables you to overcome tricky situations and impress your opponents.

9. Jump Shot: The jump shot involves striking the cue ball while it's in the air, allowing it to jump over other balls and obstacles. Incorporating this technique into your skill set gives you an advantage when confronted with challenging obstacles on the table.

10. Soft Touch Shot: The soft touch shot requires finesse and control. By gently striking the cue ball, you can achieve precise positioning for your next shots, especially in situations where a lighter touch is necessary.

11. Power Shot: The power shot involves striking the cue ball with maximum force to apply more spin, speed, or distance. This technique is useful when you need to break a rack, execute a long shot, or overcome difficult obstacles.


12. Cébré Shot: The cébré shot is a show-stopping trick shot involving striking the cue ball against an object ball, causing it to jump off the table and strike other balls. Mastery of this advanced technique adds flair and excitement to your game.

Mastering Cue Ball Control: Practice, Patience, and Persistence

Now that you're aware of these essential cue ball control techniques, it's essential to remember that mastery takes time and dedication. Here are some tips to help you on your journey to becoming a cue ball control expert:

- Practice regularly: Consistent practice is key to improving your skills and developing muscle memory.
- Study the game: Learn from experienced players, watch professional matches, and analyze strategies to enhance your understanding of cue ball control.
- Experiment and adapt: Embrace trial and error, and don't be afraid to experiment with different shots and techniques.
- Focus on control: Rather than solely aiming for pocketing balls, prioritize control and positioning to set up future shots.

Remember, cue ball control is what sets apart the champions from the average players. So hone your skills, practice diligently, and above all, enjoy the journey of becoming a cue ball control master!



Cue Ball Control Ownership Series, Portfolio #8 of

12 by Allan Sand (Kindle Edition)

★★★★★ 5 out of 5

Language	: English
File size	: 3384 KB
Text-to-Speech	: Enabled
Screen Reader	: Supported
Enhanced typesetting	: Enabled
Word Wise	: Enabled
Print length	: 45 pages
Lending	: Enabled



(Portfolio 8 of 12)

This is an experiment for you pool players who are too cheap to pay for an instructor or purchase and use instructional DVDs and books.

This is a section from the book "Cue Ball Control Cheat Sheets". It is a VERY CHEAP way for you to get professional training assistance that you can IMMEDIATELY use in competition and against your friends.

Follow these instructions:

1. Buy this portfolio with pocket change.
2. Put it on your smart device.
3. Take it to your practice table.
4. Shoot a few shots. and try it out.
5. If it helps your game, get another portfolio.
6. If it doesn't help, return it for your money back.

You can get each of the portfolios - OR - buy the book (print or ebook version).




Bram Stoker Dracula Starring Bela Lugosi: The Ultimate Classic Horror Film You Need to Watch!

Are you a fan of classic horror films? If so, then you absolutely cannot miss Bram Stoker's Dracula starring the legendary Bela Lugosi. This iconic movie, released in 1931,...




Snow White With The Red Hair Vol 7: A Captivating Tale of Love and Adventure

With its stunning visuals, captivating storyline, and a touch of enchantment, "Snow White With The Red Hair" has captured the hearts of anime and manga fans around the...




Unveiling Samples From The Handbook Of The Billiard Gods: Master The Art of the Cue Stick Like a Pro!

Billiards, also known as pool, is a fascinating sport that requires skill, strategy, and precision. Whether you are a novice or an experienced player, there is always room...




An Unforgettable Tale: The Old Man Boy Grows Older and Discovers the True Meaning of Life

Once upon a time in a quaint little village lived a mysterious old man known as Boy. Despite his intriguing nickname, Boy was not a young lad. In fact, he had seen many years...




Discover the Secret Techniques of Cue Ball Control Ownership Portfolio 10 Of 12

Cue ball control is an essential skill for any billiards or pool player. It involves the ability to manipulate the cue ball's position on the table, allowing you to set up...



Cue Ball Control Ownership Portfolio Of 12 - Discover the Ultimate Guide to Mastering Cue Ball Control and Own Your Success at the Billiards Table!

Cue Ball Control: The Key to Billiards Mastery Billiards, also known as pool, is a captivating game that requires skill, precision, and strategy. While many aspects...



Discover the Ultimate Cue Ball Control Ownership Portfolio of 12 - Elevate Your Pool Game Now!

The Art of Cue Ball Control: Mastering the Game of Pool Are you an aspiring pool player looking to take your game to the next level? Or perhaps you're just a casual player who...



Discover the Ultimate Guide to Mastering Cue Ball Control and Building Your Ownership Portfolio of 12 Pool Cues

Are you a fan of pool or looking to improve your skills? Do you dream of owning a collection of pool cues that will impress anyone who sees them? Look no further! In this...