

Discover the Coziest Knitting Pattern: The Snowstorm Hat by Simon Hudson

Are you ready to embrace the winter in style? Look no further because we have the perfect knitting pattern for you - the Snowstorm Hat designed by the talented Simon Hudson. This charming hat will not only keep you warm during those chilly winter days but also make you the center of attention with its trendy design. Whether you are a beginner or an experienced knitter, this article will guide you through the process of creating your own Snowstorm Hat using Simon Hudson's knitting pattern.

Kickstart Your Knitting Journey with Simon Hudson

Before we dive into the intricate details of the Snowstorm Hat pattern, let's take a moment to appreciate the brilliance of its creator. Simon Hudson, a renowned knitting designer, has been revolutionizing the world of knitting with his unique and contemporary designs. His attention to detail and dedication to ensuring a perfect fit have made him a favorite among knitters of all skill levels.

The Snowstorm Hat Pattern

The Snowstorm Hat pattern is a true masterpiece that combines elegance, functionality, and warmth. Its intricate design mimics the ethereal beauty of snowflakes, making it the perfect accessory during the winter season. The knitting pattern is versatile, allowing you to create your Snowstorm Hat using various yarn types and colors. Simon Hudson has provided detailed instructions and clear illustrations, making it easy for beginners to follow along.



Knitting Pattern: Snowstorm Hat

by Simon Hudson (Kindle Edition)

★★★★☆ 4.7 out of 5

Language : English

File size : 158 KB

Text-to-Speech : Enabled

Screen Reader : Supported

Enhanced typesetting : Enabled

Word Wise : Enabled

Print length : 5 pages

Lending : Enabled

FREE

DOWNLOAD E-BOOK





Materials Needed

- Size 6 knitting needles
- DK weight yarn (approximately 200 yards)
- Cable needle
- Tapestry needle

- Pom-pom maker (optional)

Step-by-Step Instructions

1. Cast On

Start by casting on 96 stitches using the long tail cast-on method. Make sure to leave a long tail for weaving in the ends later.

2. Ribbing

Knit 2, Purl 2 for the first 2 inches to create a ribbed brim. This will give the hat a snug fit.

3. Main Body

Switch to the main stitch pattern for the body of the hat. Follow the chart or written instructions provided by Simon Hudson for the Snowstorm Hat pattern. This pattern incorporates cable and lace stitches, creating a mesmerizing snowflake design.

4. Decrease Rounds

Continue knitting the main body until you reach the desired length. Then, follow the decrease rounds as instructed by Hudson to shape the crown of the hat. This will give it a slouchy yet stylish look.

5. Finishing Touches

Once you've completed the decrease rounds, cut the yarn, leaving a long tail. Thread the tail through a tapestry needle and slip it through the remaining stitches, pulling tight to close the top of the hat. Weave in all loose ends to ensure a neat finish.

6. Pom-pom (Optional)

If desired, use a pom-pom maker to create a fluffy pom-pom and attach it to the top of your Snowstorm Hat. This final touch adds a playful and charming element to the hat.

Now that you know the secrets behind Simon Hudson's Snowstorm Hat knitting pattern, it's time to unleash your creativity and start knitting your very own winter masterpiece. With its intricate design and cozy warmth, this hat is bound to become your favorite winter accessory. So grab your knitting needles, choose your yarn, and get ready to face the snowstorm in style!

Related Articles:

- 7 Essential Knitting Tools Every Beginner Should Have
- 10 Tips to Master Cable Knitting



Knitting Pattern: Snowstorm Hat

by Simon Hudson (Kindle Edition)

★★★★☆ 4.7 out of 5

Language : English

File size : 158 KB

Text-to-Speech : Enabled

Screen Reader : Supported

Enhanced typesetting : Enabled

Word Wise : Enabled

Print length : 5 pages

Lending : Enabled



This festive snowflake hat will keep you warm all winter long! Hat stretches to fit a range of sizes.




Discover the Coziest Knitting Pattern: The Snowstorm Hat by Simon Hudson

Are you ready to embrace the winter in style? Look no further because we have the perfect knitting pattern for you - the Snowstorm Hat designed by the...



Sport And Adventure Tourism: Unveiling the Thrilling World of Travel

Exploring the Adventurous Side of Tourism and Simon Hudson's Insights Are you tired of mundane beach vacations or historical sightseeing tours? Do you crave...




The Untold Story of Pop Revolution Stephan Lee that will Blow Your Mind

Pop music has always been a driving force in the music industry. From the legendary Michael Jackson to the modern-day icons like Billie Eilish, pop artists have consistently...




The Enchanting Journey of "Strange Sweet Song Novel": A Must-Read Melodic Masterpiece Delving into Love, Music, and Mystery

The Alluring Synopsis If you are a bibliophile, an avid reader searching for a captivating novel that blends the realms of music and mystery into an unforgettable tale, then...




When The Game Was Ours: The Untold Story of Legendary Rivalry

The Birth of a Rivalry Back in the day, when the game was pure and the fans were captivated, a legendary rivalry was born. It was a time when two basketball icons dominated...




Unlock the Secrets: How To Grow Psilocybin Mushrooms At Home The Foolproof Way

The wonderful world of psilocybin mushrooms offers a unique and enlightening experience for enthusiasts. While purchasing these mushrooms is generally illegal, growing them at...



Living The War Of American Independence: Discover Untold Stories of Heroism, Sacrifice, and Triumph

Alt Attribute: "Living the War of American Independence - Revealing Unknown Narratives of Courage, Sacrifice, and Victory" ...



Unleashing the Power of Advanced Physics Electrical Circuits: A Comprehensive Guide

The world of electrical circuits is constantly evolving, and thanks to advanced physics, we now have access to groundbreaking techniques and technologies that can...

