

# Discover the Ultimate Cue Ball Control Ownership Portfolio of 12 - Elevate Your Pool Game Now!

## The Art of Cue Ball Control: Mastering the Game of Pool

Are you an aspiring pool player looking to take your game to the next level? Or perhaps you're just a casual player who enjoys spending time at the local billiards hall? No matter your skill level, understanding and mastering cue ball control is the key to becoming a true pool shark. In this article, we will explore the concept of cue ball control and present you with the ultimate ownership portfolio of 12 cue ball control techniques. So get ready to transform your pool game and impress your friends and opponents alike!


## What is Cue Ball Control?

Cue ball control refers to the ability to manipulate the trajectory and position of the cue ball after making a shot. By understanding and utilizing various techniques, you can gain control over how the cue ball reacts upon impact with the object ball or rails. In other words, cue ball control allows you to set up your next shot with precision, making it easier to pocket the desired ball and effectively plan your next move.

## The Importance of Cue Ball Control

Mastering cue ball control is crucial for several reasons. Firstly, it gives you the power to dictate the flow and pace of the game. By positioning the cue ball strategically, you can create opportunities for offensive shots while simultaneously limiting your opponent's options. Secondly, cue ball control helps minimize errors and increases consistency in your gameplay. Accurately predicting and controlling

the cue ball's path ensures that you avoid unnecessary scratches or leaving difficult shots for yourself.



## Cue Ball Control Ownership Series, Portfolio #4 of 12 by Allan Sand (Kindle Edition)

★★★★☆ 4 out of 5

Language : English  
File size : 1972 KB  
Text-to-Speech : Enabled  
Screen Reader : Supported  
Enhanced typesetting : Enabled  
X-Ray : Enabled  
Print length : 322 pages



## The Ultimate Cue Ball Control Ownership Portfolio of 12

### 1. Stun Shot

With the stun shot, you hit the cue ball directly in the center with enough force to stop it dead in its tracks after striking the object ball. This technique is useful for effectively controlling the cue ball's position and setting up your next shot.

### 2. Follow Shot

The follow shot involves striking the cue ball slightly above center, causing it to roll forward after hitting the object ball. This technique is ideal for achieving a controlled and predictable path for the cue ball.

### 3. Draw Shot

In the draw shot, you strike the cue ball below its center, causing it to reverse its direction after hitting the object ball. This technique is commonly used to position

the cue ball for a subsequent shot, especially when trying to break up clusters of balls.

#### **4. Stop Shot**

The stop shot is a simple but powerful technique where you strike the cue ball dead center, making it stop immediately after hitting the object ball. This skill is crucial for precise positioning and controlling the cue ball's momentum.

#### **5. Sidespin Shots**

By applying sidespin (also known as English) to the cue ball, you can manipulate its path after making contact with the object ball or rails. Sidespin allows you to create angles, avoid obstacles, and gain more control over shot selection.

#### **6. Bank Shots**

Bank shots involve bouncing the cue ball off one or more rails before it reaches the desired object ball. Mastering bank shots not only helps you control the cue ball's trajectory but also opens up new possibilities for creative shot-making.

#### **7. Carom Shots**

In carom shots, you strategically use the cue ball to hit one object ball into another. This technique requires precise control over the cue ball's path and speed, allowing you to execute complex shots and impress your opponents.

#### **8. Massé Shots**

Massé shots are advanced shots that involve adding extreme English and curvature to the cue ball. With this technique, you can navigate around obstacles and pocket difficult balls with finesse.

#### **9. Jump Shots**

Jump shots are executed by striking the cue ball in a way that makes it temporarily leave the table's surface. This technique is handy for clearing obstacles, reaching otherwise unreachable balls, and demonstrating your skills to fellow players.

## **10. Rail First Shots**

Rail first shots require hitting the cue ball into the rail before it contacts the object ball. By utilizing this technique, you can achieve precise positioning and control over the cue ball's path, even in challenging situations.

## **11. Combination Shots**

Combination shots involve pocketing one ball by striking it with another. By mastering combination shots, you gain greater control over the cue ball's movement and placement, giving you an advantage over your opponents.


## **12. Speed Control**

Speed control is fundamental to cue ball control. Understanding how the speed of the cue ball affects its trajectory and position after impact allows you to fine-tune your shots and make accurate predictions.

Cue ball control is the holy grail for all pool players, from beginners to professionals. By mastering the various techniques mentioned in this article, you can elevate your pool game to new heights and become a force to be reckoned with. Remember, practice makes perfect, so head to your nearest billiards hall and start honing your cue ball control skills today. Prepare to watch jaws drop and jaws scratch as you navigate the table with finesse and precision!

**Cue Ball Control Ownership Series, Portfolio #4 of**

**12** by Allan Sand (Kindle Edition)



★ ★ ★ ★ ☆ 4 out of 5  
Language : English  
File size : 1972 KB  
Text-to-Speech : Enabled  
Screen Reader : Supported  
Enhanced typesetting : Enabled  
X-Ray : Enabled  
Print length : 322 pages



(Portfolio 4 of 12)

This is an experiment for you pool players who are too cheap to pay for an instructor or purchase and use instructional DVDs and books.

This is a section from the book "Cue Ball Control Cheat Sheets". It is a VERY CHEAP way for you to get professional training assistance that you can IMMEDIATELY use in competition and against your friends.

Follow these instructions:

1. Buy this portfolio with pocket change.
2. Put it on your smart device.
3. Take it to your practice table.
4. Shoot a few shots. and try it out.
5. If it helps your game, get another portfolio.
6. If it doesn't help, return it for your money back.

You can get each of the portfolios - OR - buy the book (print or ebook version).




## Bram Stoker Dracula Starring Bela Lugosi: The Ultimate Classic Horror Film You Need to Watch!

Are you a fan of classic horror films? If so, then you absolutely cannot miss Bram Stoker's Dracula starring the legendary Bela Lugosi. This iconic movie, released in 1931,...




## Snow White With The Red Hair Vol 7: A Captivating Tale of Love and Adventure

With its stunning visuals, captivating storyline, and a touch of enchantment, "Snow White With The Red Hair" has captured the hearts of anime and manga fans around the...



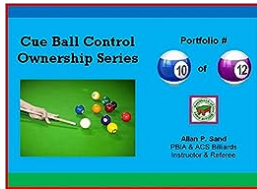
## Unveiling Samples From The Handbook Of The Billiard Gods: Master The Art of the Cue Stick Like a Pro!

Billiards, also known as pool, is a fascinating sport that requires skill, strategy, and precision. Whether you are a novice or an experienced player, there is always room...



## An Unforgettable Tale: The Old Man Boy Grows Older and Discovers the True Meaning of Life

Once upon a time in a quaint little village lived a mysterious old man known as Boy. Despite his intriguing nickname, Boy was not a young lad. In fact, he had seen many years...




## Discover the Secret Techniques of Cue Ball Control Ownership Portfolio 10 Of 12

Cue ball control is an essential skill for any billiards or pool player. It involves the ability to manipulate the cue ball's position on the table, allowing you to set up...




## Cue Ball Control Ownership Portfolio Of 12 - Discover the Ultimate Guide to Mastering Cue Ball Control and Own Your Success at the Billiards Table!

Cue Ball Control: The Key to Billiards Mastery Billiards, also known as pool, is a captivating game that requires skill, precision, and strategy. While many aspects...



## Discover the Ultimate Cue Ball Control Ownership Portfolio of 12 - Elevate Your Pool Game Now!

The Art of Cue Ball Control: Mastering the Game of Pool Are you an aspiring pool player looking to take your game to the next level? Or perhaps you're just a casual player who...



## Discover the Ultimate Guide to Mastering Cue Ball Control and Building Your Ownership Portfolio of 12 Pool Cues

Are you a fan of pool or looking to improve your skills? Do you dream of owning a collection of pool cues that will impress anyone who sees them? Look no further! In this...

