

How To Reload Ammo Dr Rob Bell: The Complete Guide for Beginners

Ammo reloading, also known as handloading, is a fascinating hobby that allows gun enthusiasts to tailor their ammunition to their specific needs. Not only does it provide a deeper understanding of firearms, but it also offers cost savings and improved accuracy. In this comprehensive guide, we will walk you through the process of reloading ammo, with expert advice from Dr Rob Bell, a renowned ballistics expert.

Section 1: Understanding Ammo Reloading

1.1 What is Ammo Reloading?

Ammo reloading is the process of assembling individual components, such as the brass casing, primer, powder, and bullet, to create customized ammunition. It offers shooters the ability to control various factors like bullet weight, velocity, and even the materials used.

1.2 The Benefits of Reloading Ammo

There are several advantages to reloading your own ammo, including:



How to Reload Ammo by Dr. Rob Bell (Kindle Edition)

★★★★☆ 4.3 out of 5

Language	: English
File size	: 28573 KB
Text-to-Speech	: Enabled
Enhanced typesetting	: Enabled
Word Wise	: Enabled
Print length	: 92 pages
Screen Reader	: Supported



- **Cost savings:** Reloading ammo is generally more cost-effective than buying factory ammunition.
- **Precision:** By tailoring your ammunition to your specific firearm, you can achieve greater accuracy and consistency.
- **Customization:** Reloading allows you to experiment with different bullet types, powder charges, and primers to find the perfect combination for your needs.
- **Overcome shortages:** During periods of high demand or scarcity, reloading can ensure a steady supply of ammunition.

Section 2: Reloading Equipment and Supplies

2.1 Dr Rob Bell's Recommended Reloading Equipment

Dr Rob Bell suggests the following essential equipment for beginners:

- **Reloading press:** A sturdy reloading press is the heart of any handloading setup.
- **Die set:** Dies are used for resizing, seating, and crimping the bullet into the casing.
- **Scale:** An accurate scale ensures precise powder measurements.
- **Calipers:** Calipers are necessary for checking overall cartridge length and bullet diameter.
- **Case trimmer:** Used to trim excess brass from the casings.
- **Primer tool:** Inserts primers into the casings.

- Powder measure: Measures and dispenses the correct amount of powder.
- Case tumbler: Cleans and polishes brass casings.

2.2 Necessary Supplies for Ammo Reloading

Here's a list of essential supplies you'll need before you start reloading your own ammo:

- Brass casings
- Primers
- Bullets
- Powder
- Reloading manuals
- Safety glasses and ear protection

Section 3: The Ammo Reloading Process

3.1 Safety First

Safety should always be your top priority when reloading ammo. Be sure to follow these safety guidelines:

- Wear safety glasses and ear protection.
- Work in a clean and well-ventilated area.
- Follow reloading manuals and Dr Rob Bell's recommendations.
- Never exceed recommended powder charges.
- Double-check all measurements and components.

3.2 Step-by-Step Ammo Reloading Process

Here are the basic steps involved in reloading your own ammo:

1. **Cleaning the brass casings:** Use a case tumbler to clean and polish the casings.
2. **Inspecting the casings:** Check for cracks, splits, or other damage that may render the casings unusable.
3. **Resizing the casings:** Use a resizing die to ensure the casings fit your firearm's chamber properly.
4. **Priming the casings:** Insert fresh primers into the casings.
5. **Charging with powder:** Use a powder measure to add the correct amount of powder to each casing.
6. **Seating the bullet:** Use a bullet seating die to properly position the bullet in the casing.
7. **Crimping (optional):** If desired, use a crimping die to secure the bullet in place.
8. **Testing and quality control:** Measure and inspect a few rounds to ensure they meet your desired specifications.

Section 4: Troubleshooting and Common Mistakes

4.1 Troubleshooting Tips

If you encounter any issues during the ammo reloading process, try these troubleshooting tips:

- If the brass casings don't fit in the chamber, check your resizing die setup.

- If you experience consistent misfires, ensure proper priming and seating of the primers.
- If you notice inconsistent accuracy, experiment with different bullet weights and powder charges.

4.2 Common Mistakes to Avoid

Here are a few common mistakes to watch out for when handloading ammunition:

- Improper powder measurements
- Failure to follow a reliable reloading manual
- Overlooking proper safety precautions
- Using damaged or worn-out casings
- Not checking overall cartridge length and bullet diameter

Section 5:

Reloading ammo can be a rewarding and educational pursuit for gun enthusiasts. With the knowledge gained from this guide and the expertise of Dr Rob Bell, you now have the necessary information to embark on your own reloading journey. Remember to prioritize safety, follow the recommended techniques, and enjoy the process of customizing your ammunition to enhance your shooting experience.



How to Reload Ammo by Dr. Rob Bell (Kindle Edition)


★★★★☆ 4.3 out of 5

Language : English
File size : 28573 KB
Text-to-Speech : Enabled
Enhanced typesetting : Enabled
Word Wise : Enabled
Print length : 92 pages
Screen Reader : Supported



Excerpt from Chapter 1:

As a reloader, the first and foremost piece of gear you'll need is a reloading press. They come in many different shapes, sizes, colors, and styles, and your style of reloading should dictate which one will best serve your needs. Are you a high volume reloader? Do you primarily reload for pistols or rifles? Or maybe both? Let's take a look at the different options and get you set up properly.




Pioneer Coaches Of The NFL - The Unsung Heroes

The Rise of American Football and the Role of Coaches The National Football League (NFL) has become an integral part of American sports culture. Fans gather in...



How To Reload Ammo Dr Rob Bell: The Complete Guide for Beginners

Ammo reloading, also known as handloading, is a fascinating hobby that allows gun enthusiasts to tailor their ammunition to their specific needs. Not only does it provide a...




10 Unbelievable Facts About Tracks Across Africa Another Ten Years

: Tracks Across Africa Another Ten Years is a renowned wildlife documentary series that has captured the hearts of millions of people all over the world. With its...



How to Choose the Perfect Gun for Self Defense and Master the Art of Shooting

Self-defense is an essential skill to possess in today's unpredictable world. While there are various methods to protect oneself, having a reliable firearm can make a...



10 Inspiring Stories of People Who Overcame Setbacks and Fought Their Way Back to Success

Life is full of ups and downs. We all face setbacks at some point in our lives, whether it's personal, professional, or even physical. However, what truly defines us is not...



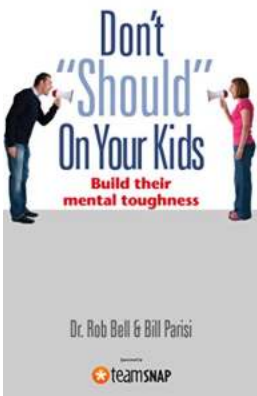
The Ultimate Guide to Sports Psychology: Decathlon Dr Rob Bell Reveals Secrets for Success!

The Secret Weapon All Athletes Need to Succeed Decathlon is one of the most demanding sports in the world, requiring exceptional physical and mental strength. However, while...



Whistle Vol Be There Dr Rob Bell: The Ultimate Guide to Building Mental Toughness and Achieving Peak Performance

Have you ever wondered what separates the top athletes and performers from the rest? How are they able to consistently perform at their best, even under pressure? The secret...



The Shocking Truth About Why You Should Never Don Should On Your Kids - Revealed!

Have you ever found yourself unintentionally criticizing your kids? Did you know that constant criticism - what we like to call "don should" - can have long-lasting effects...