

Master Pike Predator Fishing Knots And Rigs: Unleash Your Inner Angler!

Fishing for pike predators can be an exhilarating and rewarding experience for any angler. However, to maximize your chances of success and ensure the safety of both yourself and the fish, it is crucial to understand and master the art of tying strong and reliable knots, as well as setting up effective rigs. In this article, we will explore the world of pike predator fishing knots and rigs, providing you with essential knowledge and techniques to enhance your fishing adventures. So grab your fishing gear and get ready to become an unstoppable force on the water!

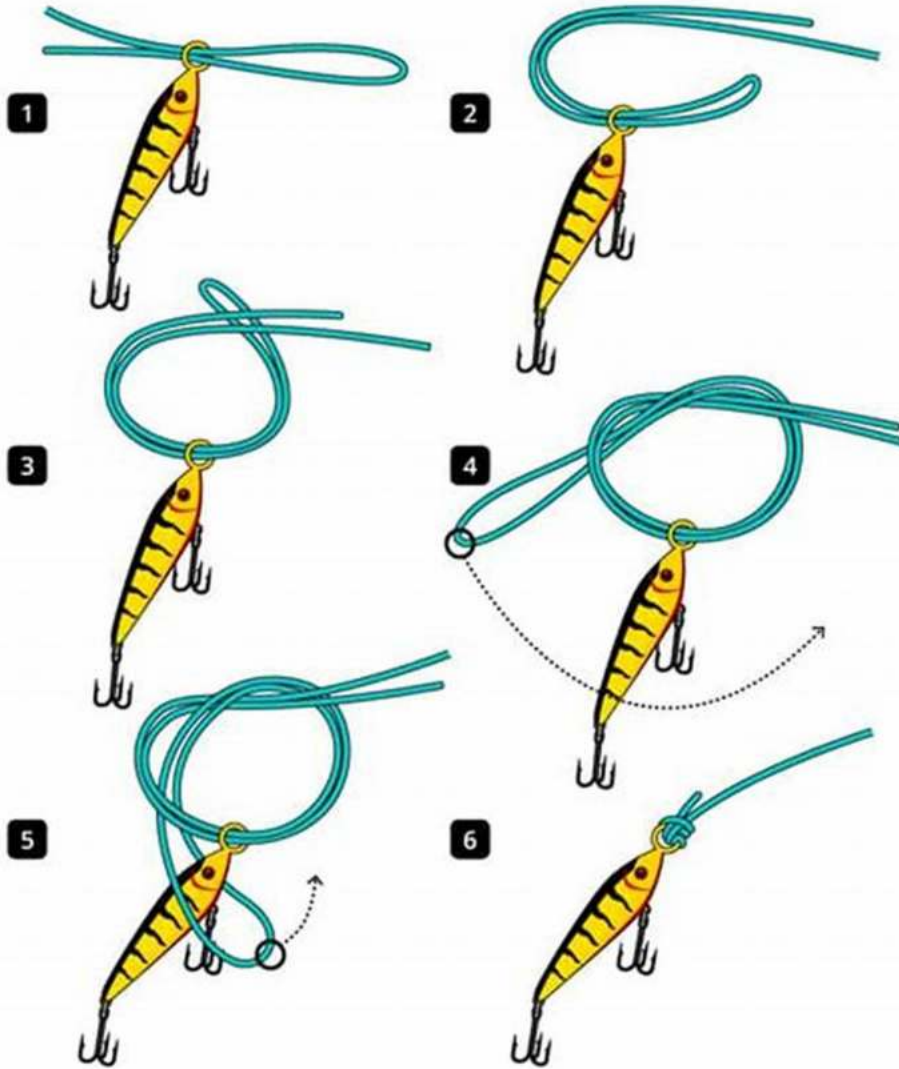
The Key Knots and Rigs for Pike Predator Fishing

Knots: Your Line's Lifeline

When it comes to pike predator fishing, your choice of knots can make or break your fishing experience. It is essential to tie knots that provide maximum strength and security to handle the fierce fights of these impressive predators. Here are some of the top knots you should add to your angler's arsenal:

1. Palomar Knot

PALOMAR KNOT



Pike & Predator Fishing Knots and Rigs

by Andy Steer (Kindle Edition)

★★★★☆ 4.3 out of 5

Language : English

File size : 16662 KB

Screen Reader : Supported

Print length : 62 pages

Lending : Enabled

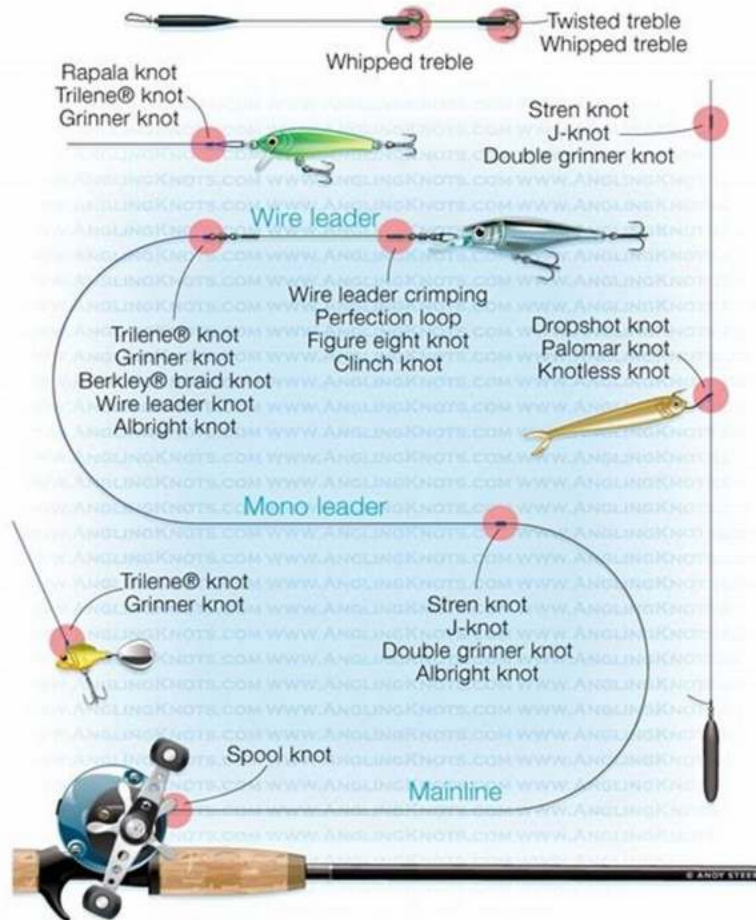




The Palomar knot is widely regarded as one of the strongest and most reliable knots for various fishing applications, including pike predator fishing. Its simplicity is one of its greatest attributes, making it easy to tie even in challenging weather conditions. Whether you're using monofilament, fluorocarbon, or braided fishing line, the Palomar knot will hold steadfastly, ensuring that your lure remains securely attached.

2. Improved Clinch Knot

Pike & Predator Fishing Knots Set-Up



The pike & predator fishing knots set-up shows the basic line connections and knots.

Copyright © 2015 by Andy Steer Illustrations. All rights reserved.

Another classic and frequently used knot in angling, the Improved Clinch knot, is highly recommended for pike predator fishing. This knot provides excellent strength and reliability, allowing you to confidently battle with these powerful fish. Once you master this knot, you'll have a go-to option for tying your line to swivels, hooks, and lures.

3. Bimini Twist



While the Bimini Twist may seem initially daunting, investing time to master this knot will pay off significantly. This knot creates a double-line connection on the end of your main line, providing added strength and preventing line breakage when battling with a relentless pike predator. Whether you're using heavy braided line or a wire leader, the Bimini Twist is an invaluable knot to have in your repertoire.

Rigs: Setting the Stage for Success

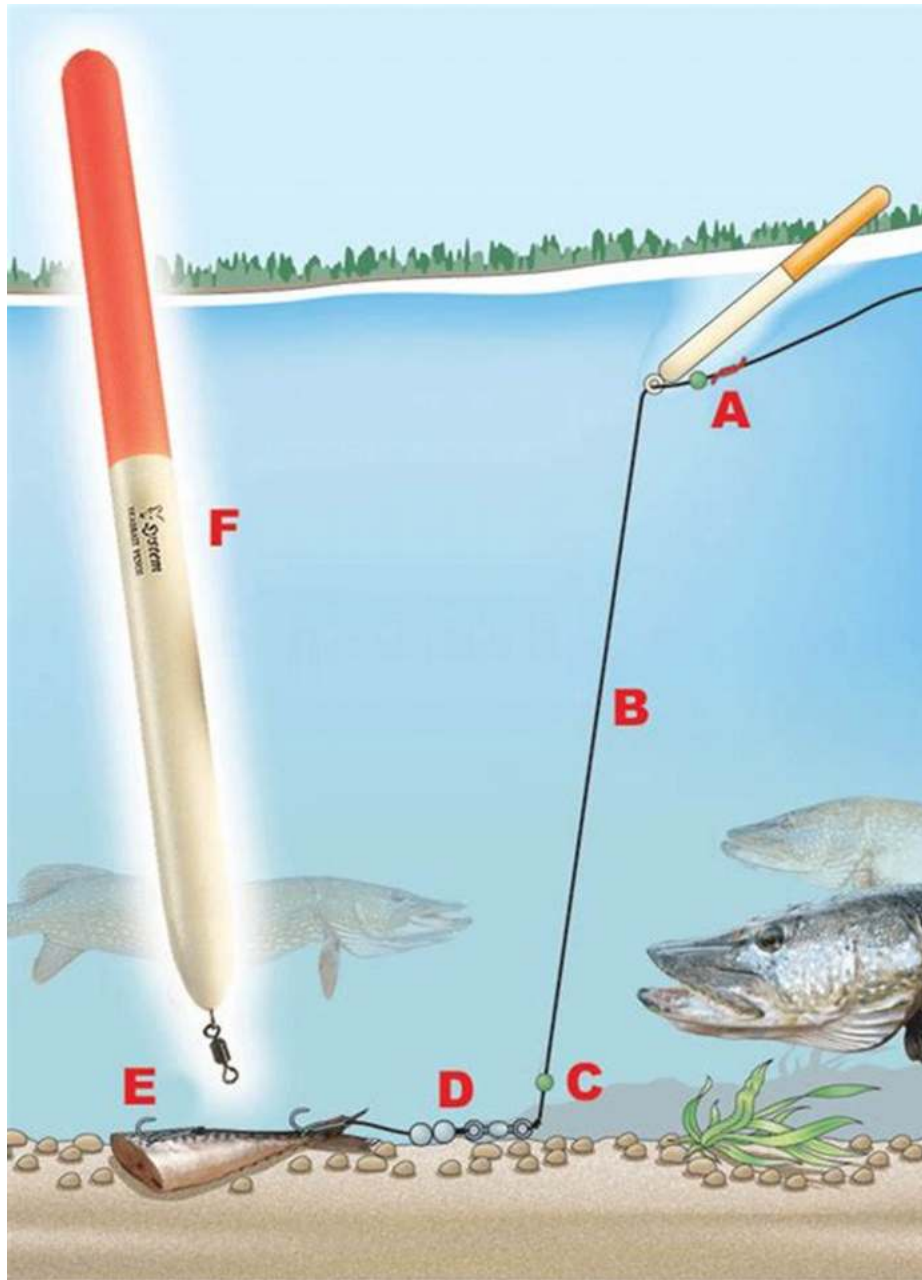
Now that you have learned the essential knots for pike predator fishing, let's dive into the vital rigs that can help you entice those elusive predators into striking your bait.

1. The Carolina Rig



The Carolina Rig is an incredibly versatile setup that works wonders for targeting pike predators. This rig consists of a bullet-shaped weight threaded onto the main line, followed by a swivel and a leader line with a baited hook. The beauty of the Carolina Rig lies in its ability to present the bait in a natural and enticing manner. The weight allows the bait to move freely, attracting predators without feeling any resistance.

2. The Drop Shot Rig



The Drop Shot Rig has gained significant popularity among pike predator anglers due to its finesse and precision. This rig involves tying a hook to the main line, leaving a tag end. The weight is then attached to the end of the tag line, creating a vertical presentation with the bait suspended above the lakebed. The Drop Shot Rig is perfect for targeting predators that are positioned close to the bottom, providing excellent control and sensitivity to detect subtle strikes.

3. The Texas Rig



The Texas Rig is a go-to choice for many anglers targeting pike predators in heavy cover areas. This rig involves sliding a bullet-shaped weight onto the main line, followed by a glass or plastic bead and a hook. The hook is then buried into the bait, allowing for weedless presentations even in thick vegetation. The Texas Rig excels at enticing predators hiding in submerged structures or areas with dense vegetation, where conventional rigs might get easily snagged.

Tips and Tricks for Pike Predator Fishing

Now that you have equipped yourself with the knowledge of essential knots and rigs, here are a few additional tips and tricks to enhance your pike predator fishing experience:

1. Use Strong and Abrasion-Resistant Lines

Pike predators are known for their sharp teeth and aggressive nature. Therefore, it is essential to invest in high-quality lines that can withstand their powerful strikes and toothy assaults. Braided lines, with their excellent strength and abrasion resistance, are an excellent choice for pike predator fishing. However, if using braided line, remember to use a suitable leader or wire to prevent bite-offs.

2. Vary Your Retrieve Techniques

Pike predators can exhibit varying moods and preferences throughout the day. Experiment with different retrieve techniques, such as slow and steady, stop-and-go, or erratic jerks, to entice strikes from even the most stubborn predators. Remember to observe the behavior of the fish and adjust your retrieve accordingly for optimal success.

3. Pay Attention to Seasonal Patterns

Pike predators' behavior can be influenced by seasonal changes, so it is crucial to adapt your fishing strategies accordingly. During the colder months, when pike are less active, slow and precise presentations may yield better results. As the water warms up, pike become more aggressive, and faster, more aggressive retrieval techniques can trigger strikes.

With the knowledge of essential pike predator fishing knots, rigs, and top tips in your arsenal, you are well on your way to becoming a successful predator angler. Remember to practice your knot-tying skills and experiment with different rigs to find what works best for your fishing style. Embrace the challenges, relish in the beauty of nature, and let the thrill of battling with these formidable predators ignite your passion for pike predator fishing. Happy angling!



Pike & Predator Fishing Knots and Rigs

by Andy Steer (Kindle Edition)

★★★★☆ 4.3 out of 5

Language : English

File size : 16662 KB

Screen Reader : Supported

Print length : 62 pages

Lending : Enabled




Pike & Predator Fishing Knots and Rigs Contains clear, concise, easy to follow illustrations of recommended pike & predator fishing knots and rigs. This publication should help you to gain a solid base of reliable, tried and tested knots and rigs, enabling you to land more fish. Protect the environment and save money by losing less tackle. Knots and rigs included in this 1st edition: Pike & Predator knots set-up Spool knot Stren knot J-knot Double Grinner knot Simplified FG knot Braid knot Braid ring knot Berkley braid knot Trilene knot Grinner knot Improved clinch knot Rapala knot King sling Dropshot knot Palomar knot Knotless knot Mono leader crimping Wire leader crimping Wire leader knot Perfection loop Figure eight knot Clinch knot Albright knot Twisted treble Whipped treble Power gum stop knot Carlolina rig Texas rig Dropshot rig Soft plastic lure: jig head Soft plastic lure: stinger Soft plastic lure: Texas rigged Drachkovitch rig Fireball rig Cheburashka rig Wobbled deadbait rig Wobbled deadbait surface rig Wobbled deadbait winter rig Float deadbait rig Drifter rig Float trolling rig Paternoster leger deadbait rig Float popped-up deadbait rig Legered popped-up deadbait rig Leger arm popped-up deadbait rig Surface float paternoster rig Sunk float paternoster rig Double float paternoster rig Perch rig Trotting rig Wire traces



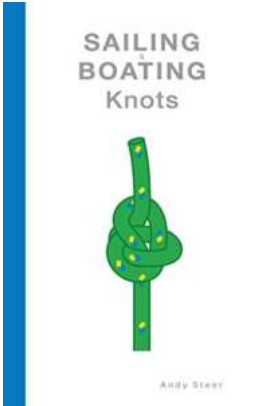
Discover the Ultimate Fishing and Floating Experience in Fulton County Missouri Missouri: Your Complete Guide

Welcome to Fulton County Missouri, a hidden gem for fishing and floating enthusiasts. Located in the heart of the Midwest, this picturesque county offers abundant natural...



From Rookie to Legend: The Untold Story of Beaver Menzies

When it comes to rugby league, few names conjure up the same level of admiration and respect as Steve "Beaver" Menzies. His incredible skills, unwavering...



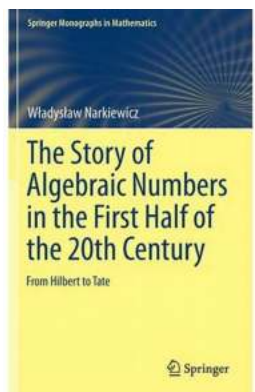
The Ultimate Guide to Sailing And Boating Knots: Learn from Andy Steer, a Knotting Master

Are you a sailing enthusiast looking to enhance your knowledge of knots and boating techniques? Look no further! In this comprehensive guide, we delve into the world of...




Rediscovering the Lost Legacy of 1966 and All That Andy Steer

The Unforgettable Journey Back to the Glorious 1966 World Cup Victory Prepare to be transported back in time to one of the most memorable moments in football history. Join...




The Fascinating Journey of Algebraic Numbers in the First Half of the 20th Century

When we think of numbers, we often associate them with basic arithmetic operations like addition, subtraction, multiplication, and division. However, the realm of...




The Astonishing Connection Between All Things: How It Impacts Business

We live in an intricate and interconnected world, where everything is linked to everything else in some way or another. The concept of interconnectivity has profound...



Explore the Treasures of Donald Culross Peattie Library with the Modern Almanac

The Legacy of Donald Culross Peattie Library The Donald Culross Peattie Library, also known as the Modern Almanac, is a hidden gem that holds a wealth of knowledge and...



Discover the Real-Life Diary of a Navy Seal - Only Revealed Here!

The Journey Into the Extraordinary Life of a Navy Seal The Navy Seals have become legendary for their unwavering courage, incredible skillset, and unmatched discipline....